

# ELCNWF Community Needs Survey

Thursday, May 09, 2024

**509**

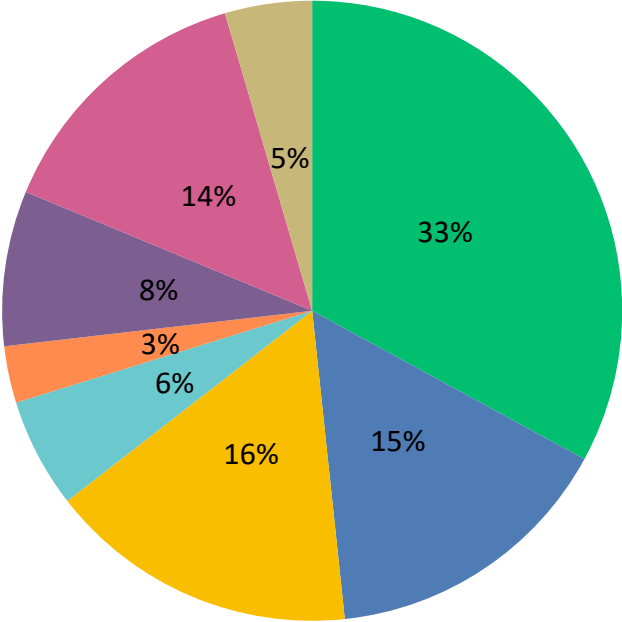
Total Responses

Date Created: Monday, March 25, 2024

Complete Responses: 509

# Q1: Which county do you live in?

Answered: 507 Skipped: 2

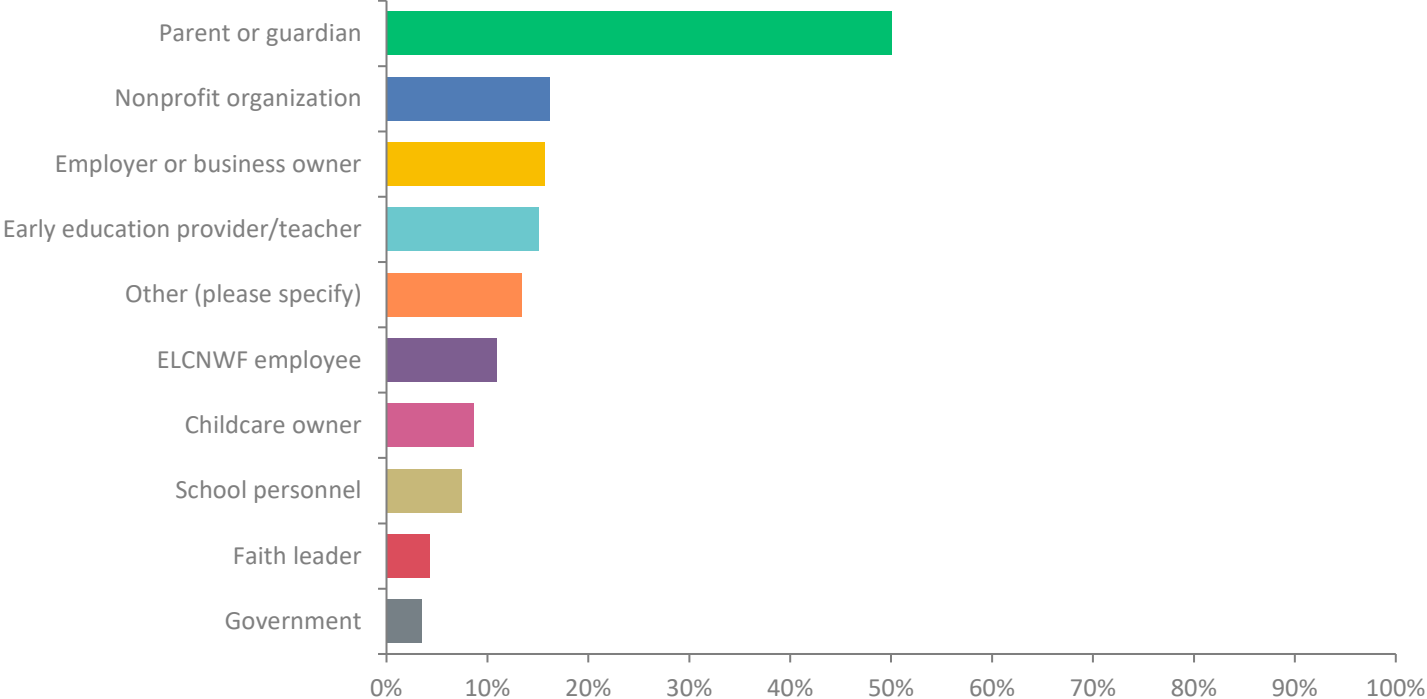


■ Bay ■ Calhoun ■ Gulf ■ Franklin ■ Holmes ■ Jackson ■ Washington ■ Other (please specify)

## Q1: Which county do you live in?

ANSWER CHOICES	RESPONSES	
Bay	32.94%	167
Calhoun	15.38%	78
Gulf	16.17%	82
Franklin	5.72%	29
Holmes	2.96%	15
Jackson	8.09%	41
Washington	14.20%	72
Other (please specify)	4.54%	23
TOTAL		507

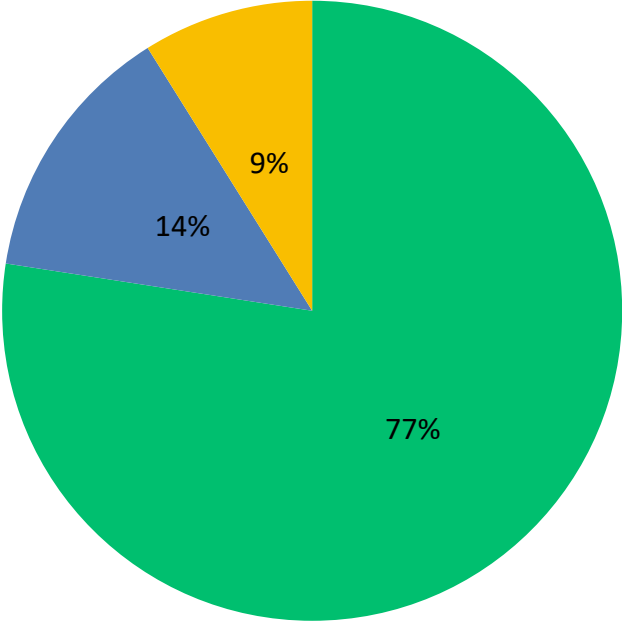
## Q2: What best describes your role/s in the community? (check all that apply)



## Q2: What best describes your role/s in the community? (check all that apply)

ANSWER CHOICES	RESPONSES	
Parent or guardian	50.10%	242
Nonprofit organization	16.15%	78
Employer or business owner	15.73%	76
Early education provider/teacher	15.11%	73
Other (please specify)	13.46%	65
ELCNWF employee	10.97%	53
Childcare owner	8.70%	42
School personnel	7.45%	36
Faith leader	4.35%	21
Government	3.52%	17
TOTAL		703

### Q3: Is anyone in your household...?



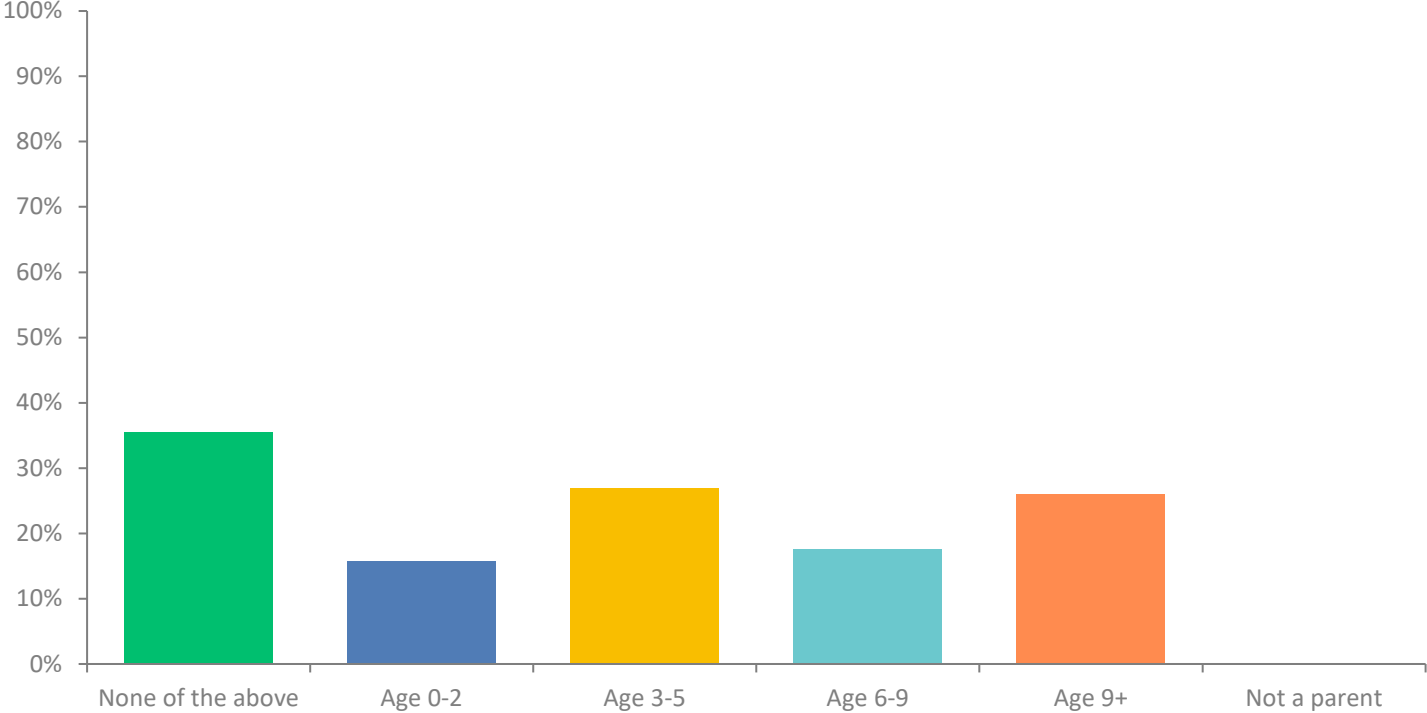
■ None of the above   ■ Retired military   ■ Active military

### Q3: Is anyone in your household...?

ANSWER CHOICES	RESPONSES	
None of the above	77.43%	374
Retired military	13.66%	66
Active military	8.90%	43
TOTAL		483



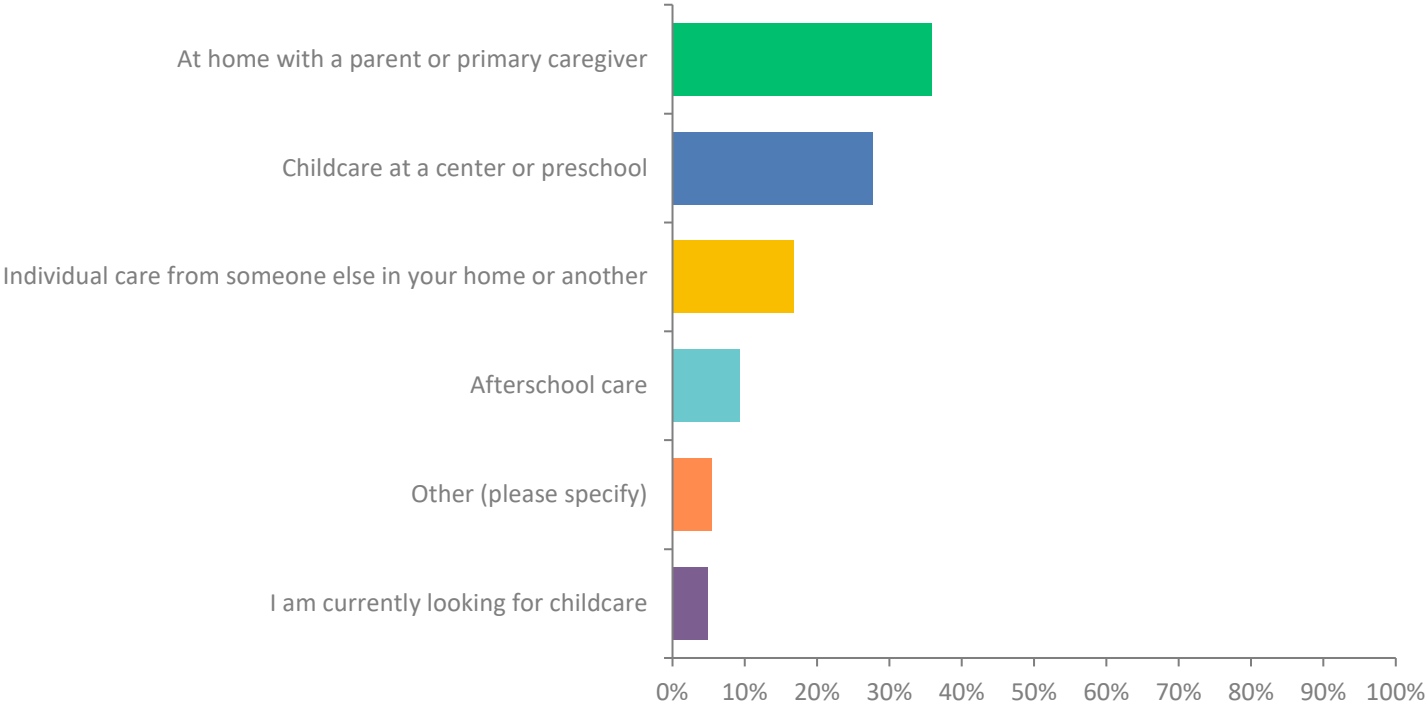
# Q4: Are you a parent or caretaker of a child?



## Q4: Are you a parent or caretaker of a child?

ANSWER CHOICES	RESPONSES	
None of the above	35.39%	172
Age 0-2	15.64%	76
Age 3-5	26.95%	131
Age 6-9	17.49%	85
Age 9+	25.93%	126
Not a parent	0%	0
TOTAL		590

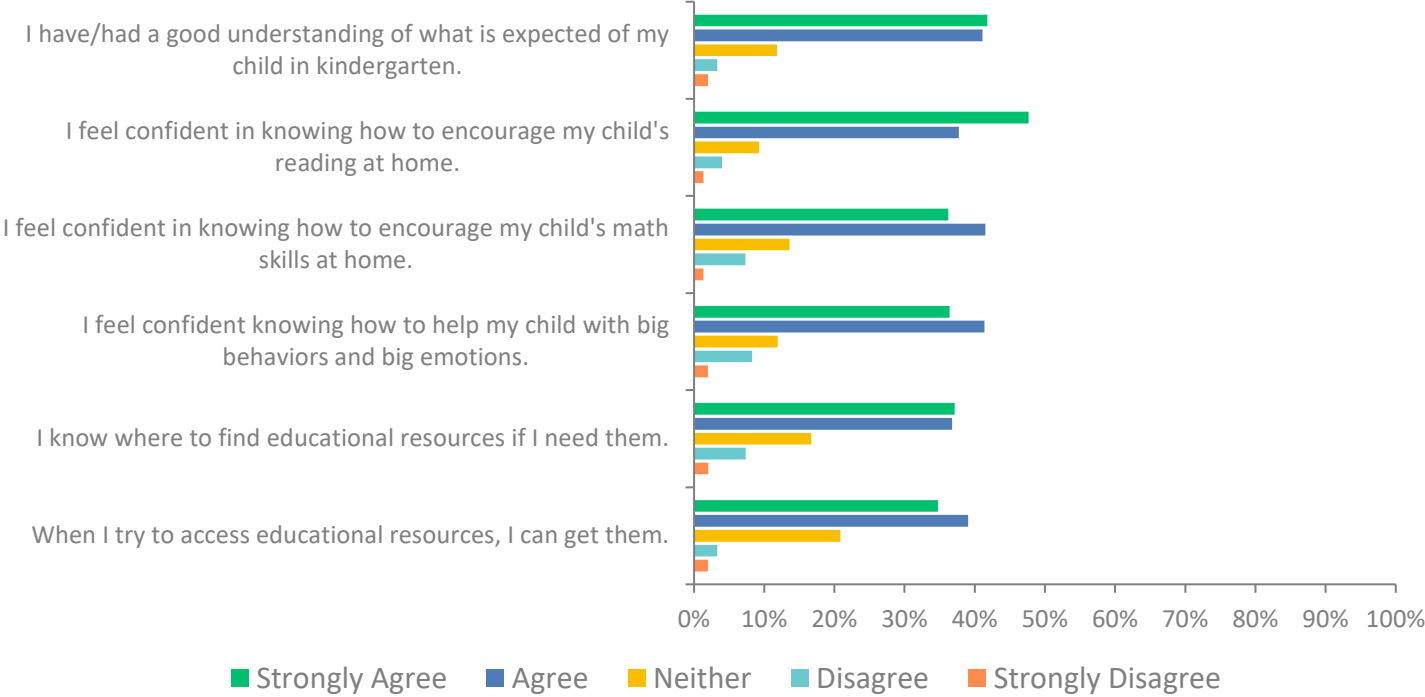
# Q5: What is your current or past childcare arrangement?



## Q5: What is your current or past childcare arrangement?

ANSWER CHOICES	RESPONSES	
At home with a parent or primary caregiver	35.81%	111
Childcare at a center or preschool	27.74%	86
Individual care from someone else in your home or another	16.77%	52
Afterschool care	9.35%	29
Other (please specify)	5.48%	17
I am currently looking for childcare	4.84%	15
TOTAL		310

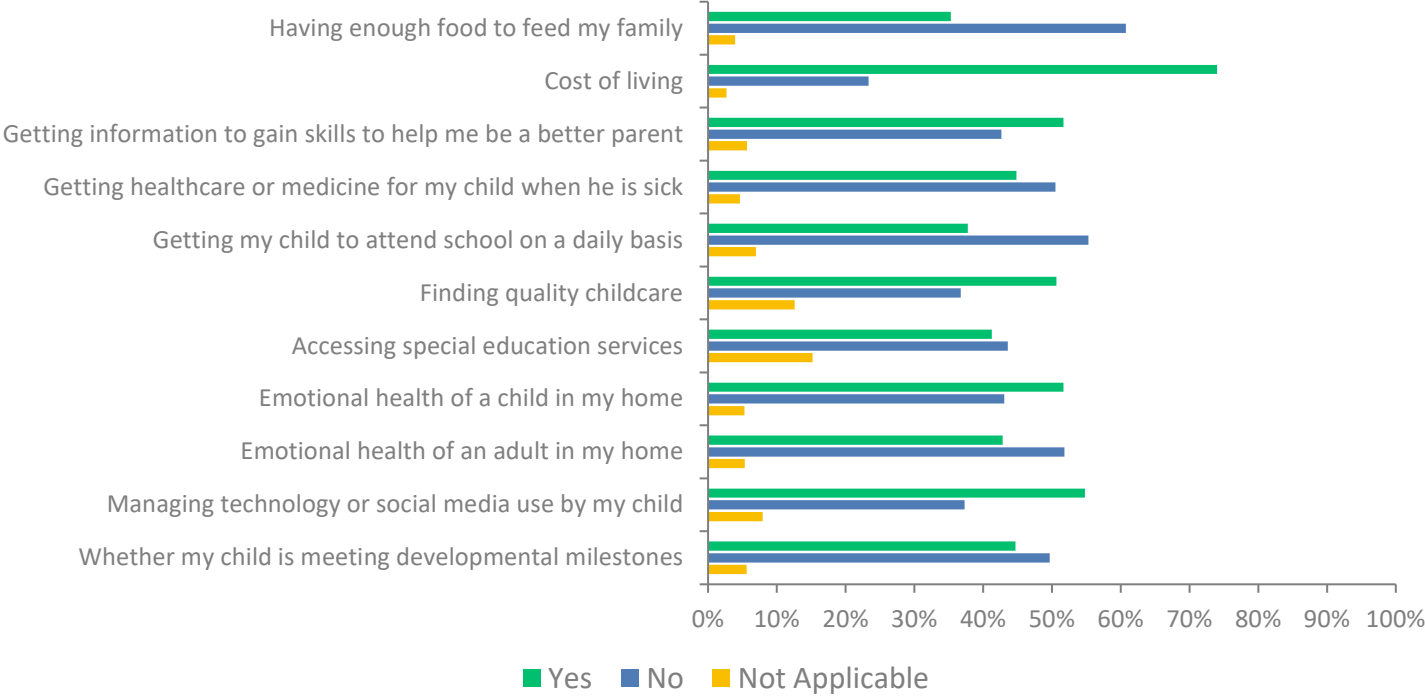
# Q6: Would you agree?



## Q6: Would you agree?

	STRONGLY AGREE	AGREE	NEITHER	DISAGREE	STRONGLY DISAGREE	TOTAL
I have/had a good understanding of what is expected of my child in kindergarten.	41.78% 127	41.12% 125	11.84% 36	3.29% 10	1.97% 6	304
I feel confident in knowing how to encourage my child's reading at home.	47.68% 144	37.75% 114	9.27% 28	3.97% 12	1.32% 4	302
I feel confident in knowing how to encourage my child's math skills at home.	36.21% 109	41.53% 125	13.62% 41	7.31% 22	1.33% 4	301
I feel confident knowing how to help my child with big behaviors and big emotions.	36.42% 110	41.39% 125	11.92% 36	8.28% 25	1.99% 6	302
I know where to find educational resources if I need them.	37.12% 111	36.79% 110	16.72% 50	7.36% 22	2.01% 6	299
When I try to access educational resources, I can get them.	34.77% 105	39.07% 118	20.86% 63	3.31% 10	1.99% 6	302

# Q7: Are you/your household concerned about the following?

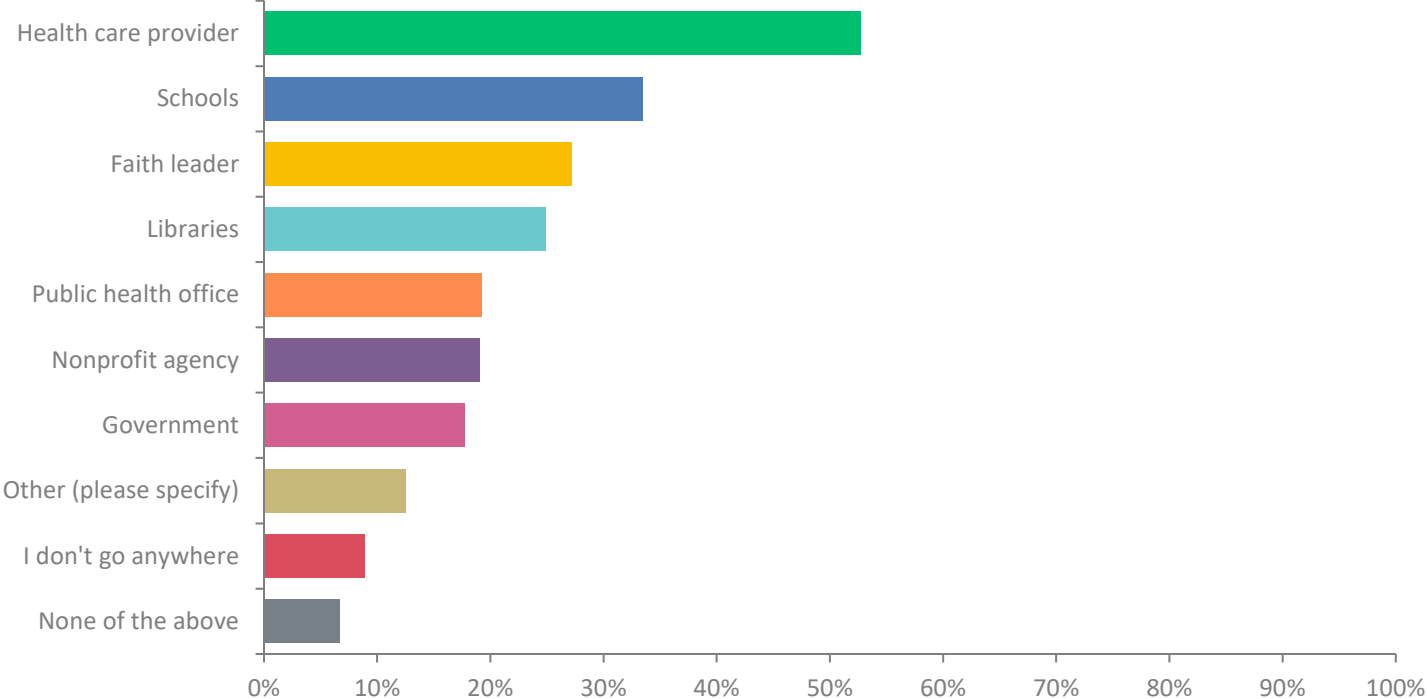


## Q7: Are you/your household concerned about the following?

	YES	NO	NOT APPLICABLE	TOTAL	WEIGHTED AVERAGE
Having enough food to feed my family	35.31% 107	60.73% 184	3.96% 12	303	1
Cost of living	74.00% 222	23.33% 70	2.67% 8	300	1
Getting information to gain skills to help me be a better parent	51.67% 155	42.67% 128	5.67% 17	300	1
Getting healthcare or medicine for my child when he is sick	44.85% 135	50.50% 152	4.65% 14	301	1
Getting my child to attend school on a daily basis	37.75% 114	55.30% 167	6.95% 21	302	1
Finding quality childcare	50.66% 153	36.75% 111	12.58% 38	302	1
Accessing special education services	41.25% 125	43.56% 132	15.18% 46	303	1
Emotional health of a child in my home	51.66% 156	43.05% 130	5.30% 16	302	1
Emotional health of an adult in my home	42.86% 129	51.83% 156	5.32% 16	301	1
Managing technology or social media use by my child	54.79% 166	37.29% 113	7.92% 24	303	1
Whether my child is meeting developmental milestones	44.70% 135	49.67% 150	5.63% 17	302	1



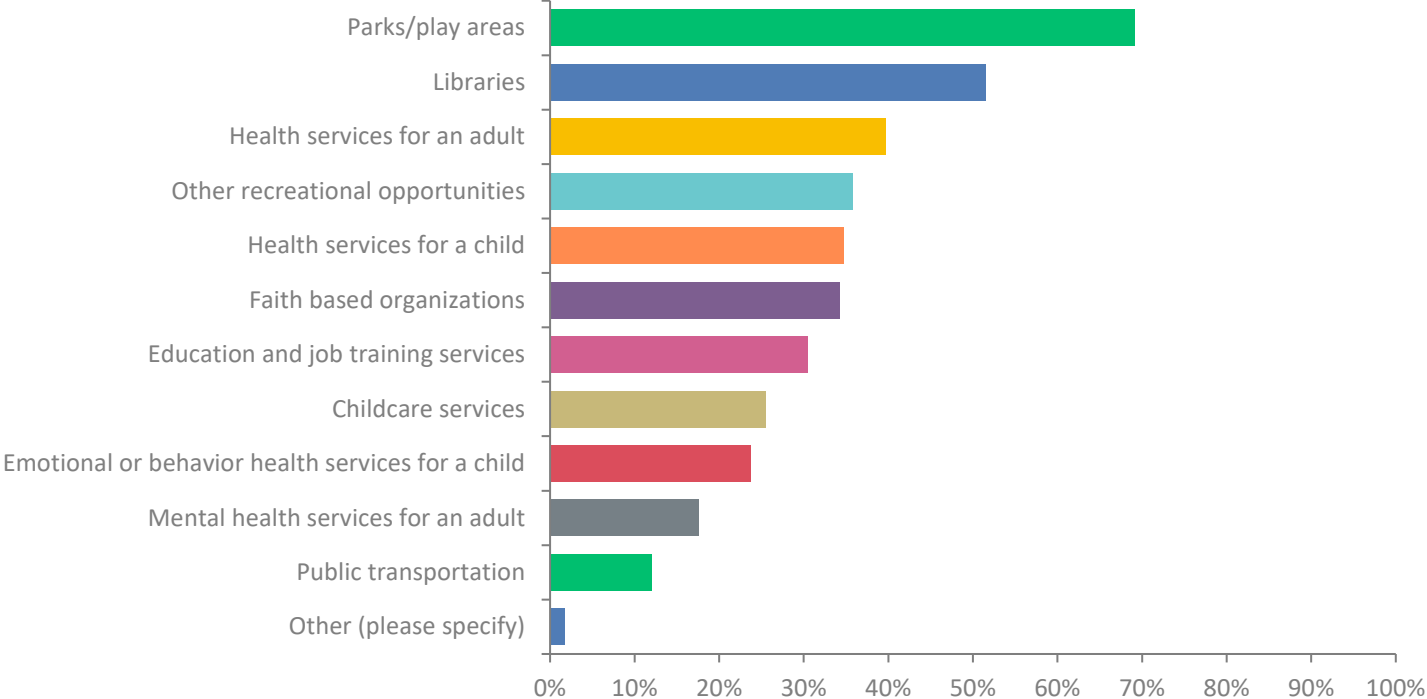
# Q8: Where do you go for information that you can trust?



## Q8: Where do you go for information that you can trust?

ANSWER CHOICES	RESPONSES	
Health care provider	52.70%	244
Schools	33.48%	155
Faith leader	27.21%	126
Libraries	24.84%	115
Public health office	19.22%	89
Nonprofit agency	19.01%	88
Government	17.71%	82
Other (please specify)	12.53%	58
I don't go anywhere	8.86%	41
None of the above	6.70%	31
<b>TOTAL</b>		<b>1029</b>

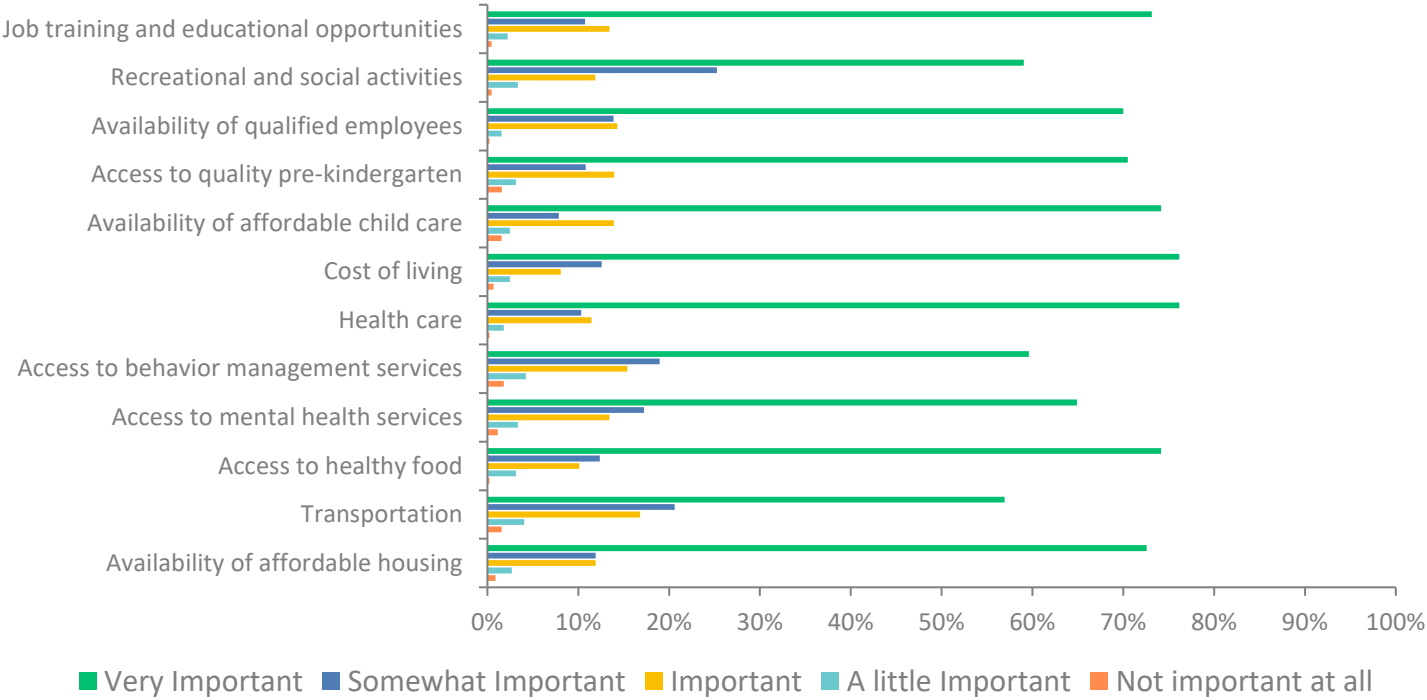
# Q9: Which of these services do you typically use in your community?



## Q9: Which of these services do you typically use in your community?

ANSWER CHOICES	RESPONSES	
Parks/play areas	69.08%	315
Libraries	51.54%	235
Health services for an adult	39.69%	181
Other recreational opportunities	35.75%	163
Health services for a child	34.65%	158
Faith based organizations	34.21%	156
Education and job training services	30.48%	139
Childcare services	25.44%	116
Emotional or behavior health services for a child	23.68%	108
Mental health services for an adult	17.54%	80
Public transportation	12.06%	55
Other (please specify)	1.75%	8
TOTAL		1714

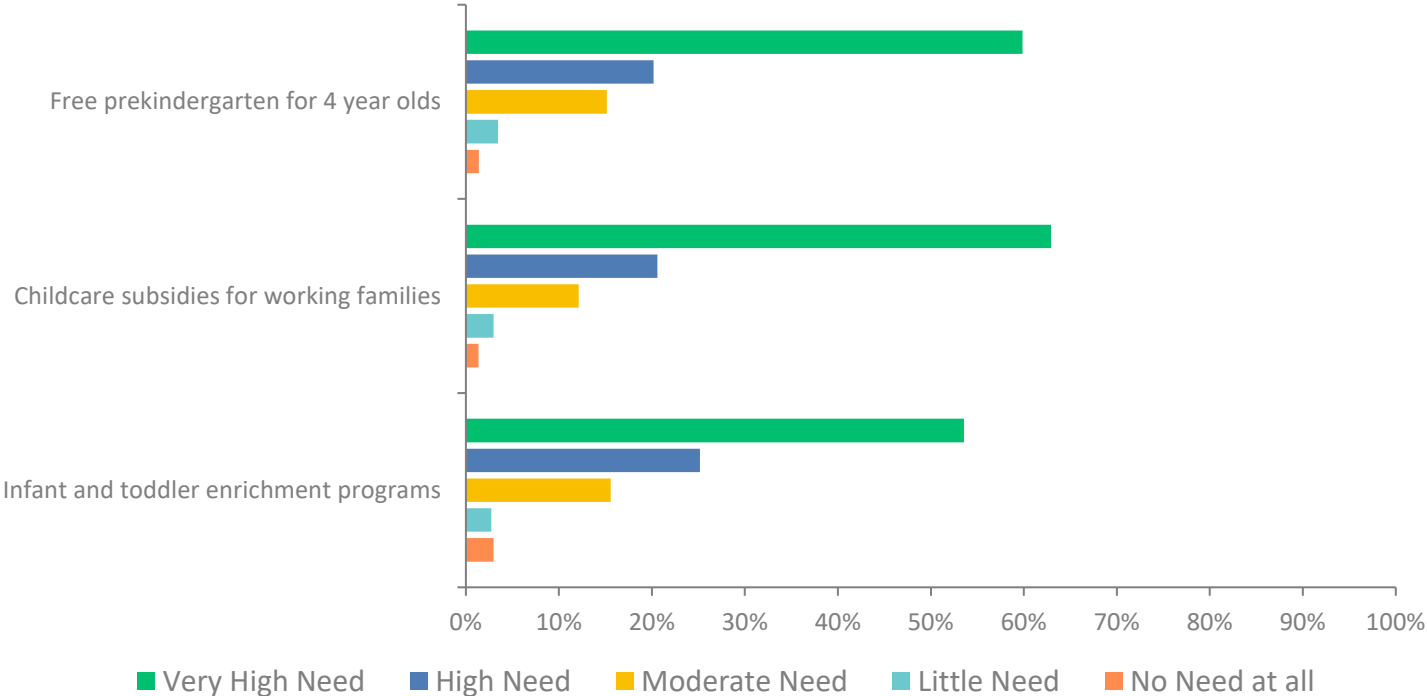
# Q10: How would you rate the following community issues?



## Q10: How would you rate the following community issues?

	VERY IMPORTANT	SOMEWHAT IMPORTANT	IMPORTANT	A LITTLE IMPORTANT	NOT IMPORTANT AT ALL	TOTAL
Job training and educational opportunities	73.15% 327	10.74% 48	13.42% 60	2.24% 10	0.45% 2	447
Recreational and social activities	59.06% 264	25.28% 113	11.86% 53	3.36% 15	0.45% 2	447
Availability of qualified employees	70.02% 313	13.87% 62	14.32% 64	1.57% 7	0.22% 1	447
Access to quality pre-kindergarten	70.50% 313	10.81% 48	13.96% 62	3.15% 14	1.58% 7	444
Availability of affordable childcare	74.16% 330	7.87% 35	13.93% 62	2.47% 11	1.57% 7	445
Cost of living	76.18% 339	12.58% 56	8.09% 36	2.47% 11	0.67% 3	445
Health care	76.18% 339	10.34% 46	11.46% 51	1.80% 8	0.22% 1	445
Access to behavior management services	59.60% 267	18.97% 85	15.40% 69	4.24% 19	1.79% 8	448
Access to mental health services	64.88% 290	17.23% 77	13.42% 60	3.36% 15	1.12% 5	447
Access to healthy food	74.16% 330	12.36% 55	10.11% 45	3.15% 14	0.22% 1	445
Transportation	56.95% 254	20.63% 92	16.82% 75	4.04% 18	1.57% 7	446
Availability of affordable housing	72.58% 323	11.91% 53	11.91% 53	2.70% 12	0.90% 4	445

# Q12: How would you rate the need for these Early Learning program areas?

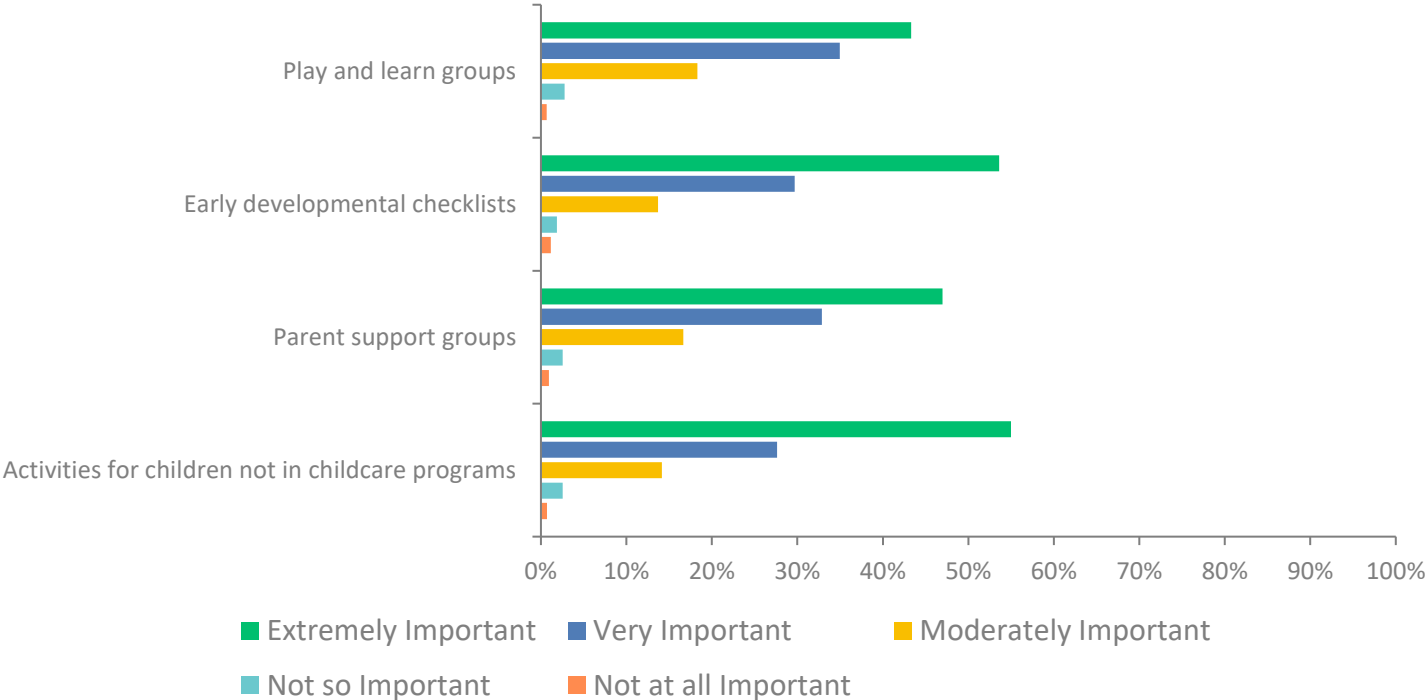


## Q12: How would you rate the need for these Early Learning program areas?

	VERY HIGH NEED	HIGH NEED	MODERATE NEED	LITTLE NEED	NO NEED AT ALL	TOTAL
Free prekindergarten for 4-year-olds	59.86% 261	20.18% 88	15.14% 66	3.44% 15	1.38% 6	436
Childcare subsidies for working families	62.93% 275	20.59% 90	12.13% 53	2.97% 13	1.37% 6	437
Infant and toddler enrichment programs	53.55% 234	25.17% 110	15.56% 68	2.75% 12	2.97% 13	437



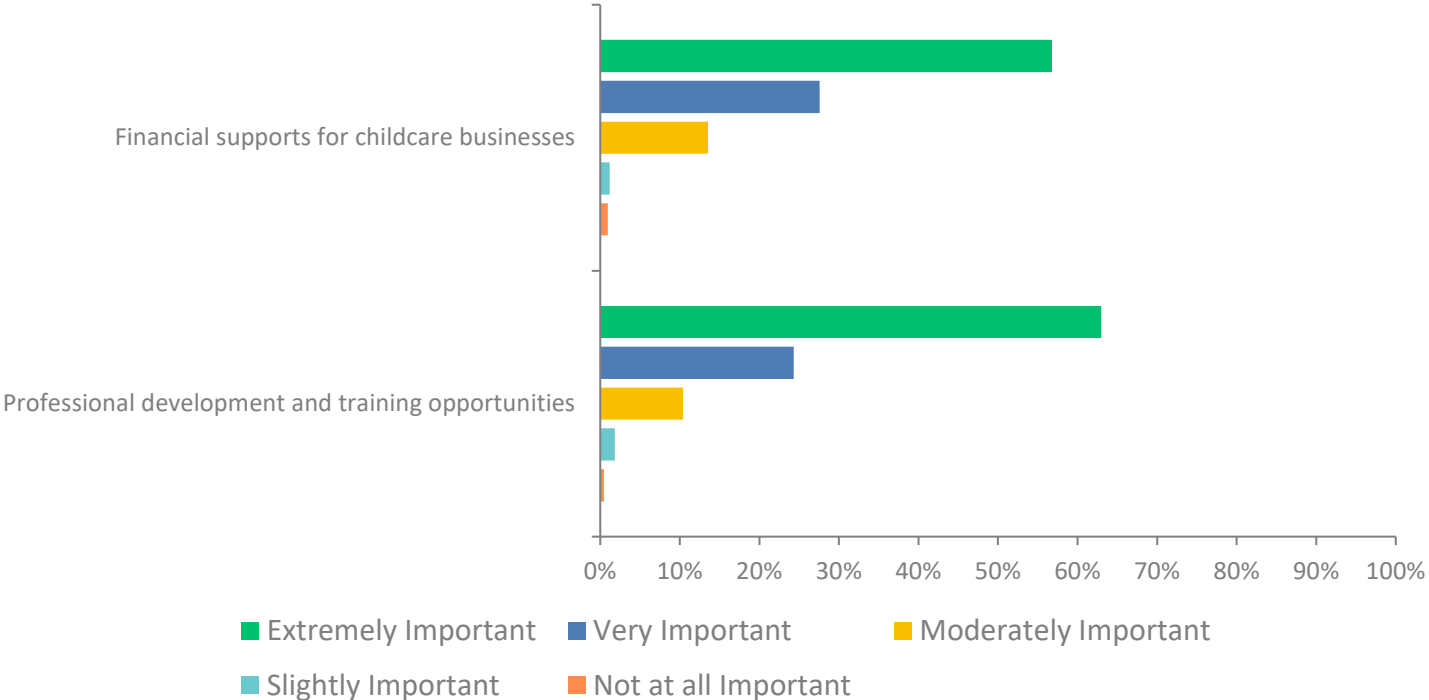
# Q13: How would you rate the importance of these parent support and education programs?



## Q13: How would you rate the importance of these parent support and education programs?

	EXTREMELY IMPORTANT	VERY IMPORTANT	MODERATELY IMPORTANT	NOT SO IMPORTANT	NOT AT ALL IMPORTANT	TOTAL	WEIGHTED AVERAGE
Play and learn groups	43.29% 187	34.95% 151	18.29% 79	2.78% 12	0.69% 3	432	1
Early developmental checklists	53.60% 231	29.70% 128	13.69% 59	1.86% 8	1.16% 5	431	1
Parent support groups	46.99% 203	32.87% 142	16.67% 72	2.55% 11	0.93% 4	432	1
Activities for children not in childcare programs	54.99% 237	27.61% 119	14.15% 61	2.55% 11	0.70% 3	431	1

# Q14: How would you rate the importance of these provider and teacher supports programs?

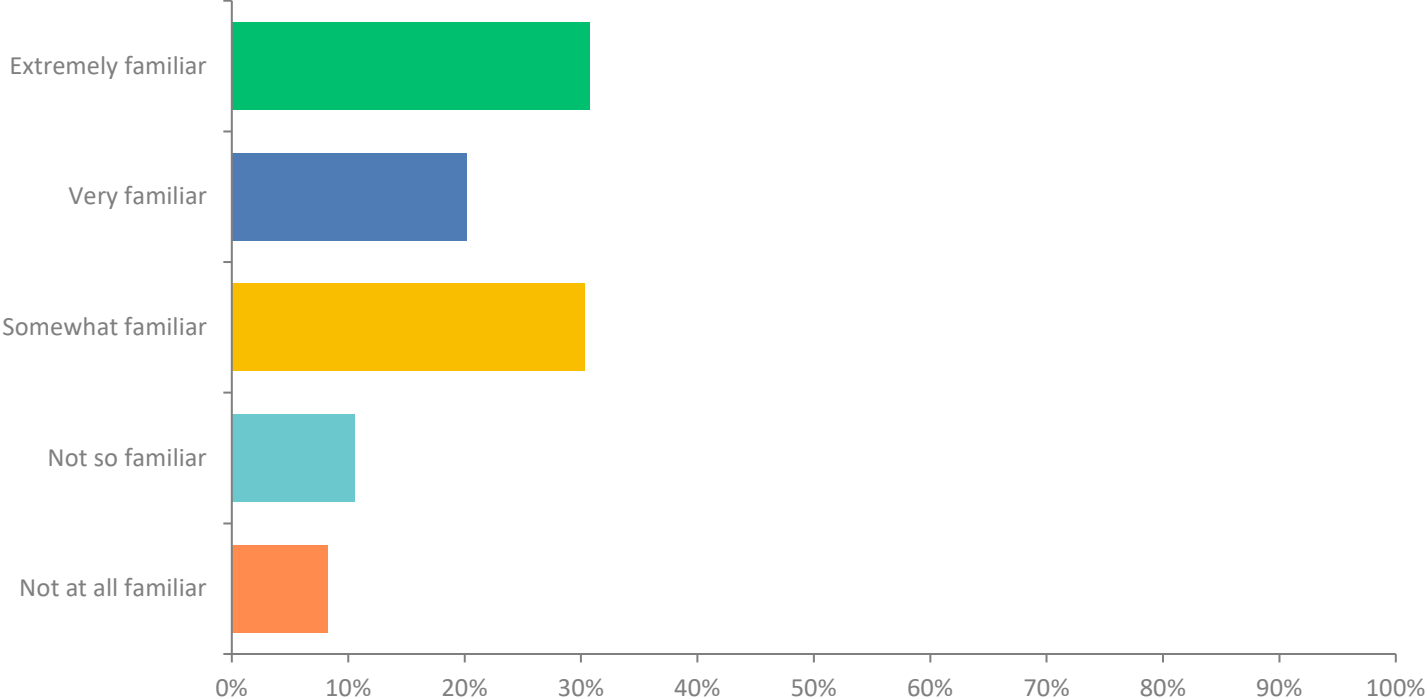


## Q14: How would you rate the importance of these provider and teacher supports programs?

	EXTREMELY IMPORTANT	VERY IMPORTANT	MODERATELY IMPORTANT	SLIGHTLY IMPORTANT	NOT AT ALL IMPORTANT	TOTAL	WEIGHTED AVERAGE
Financial supports for childcare businesses	56.78% 243	27.57% 118	13.55% 58	1.17% 5	0.93% 4	428	1.62
Professional development and training opportunities	62.96% 272	24.31% 105	10.42% 45	1.85% 8	0.46% 2	432	1.53

# Q15: How familiar are you with the Early Learning Coalition of Northwest Florida?

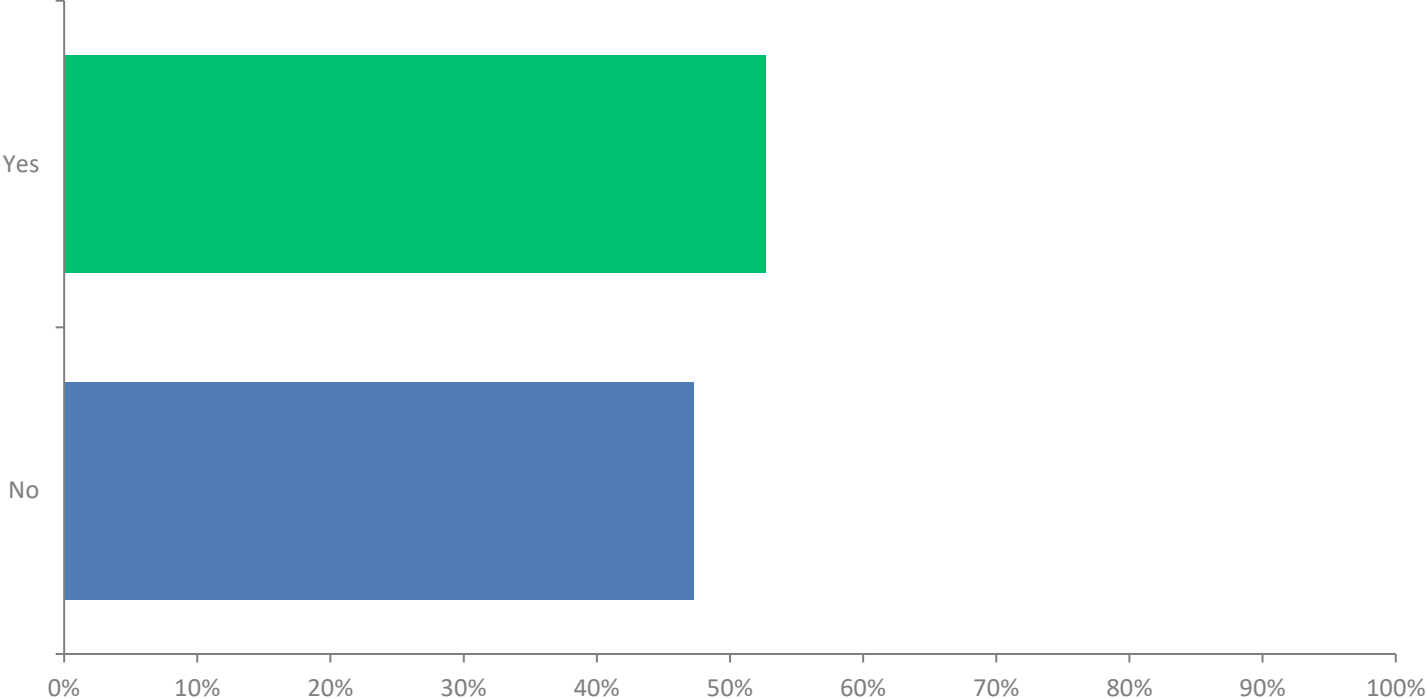
Answered: 426 Skipped: 83



## Q15: How familiar are you with the Early Learning Coalition of Northwest Florida?

ANSWER CHOICES	RESPONSES	
Extremely familiar	30.75%	131
Very familiar	20.19%	86
Somewhat familiar	30.28%	129
Not so familiar	10.56%	45
Not at all familiar	8.22%	35
TOTAL		426

**Q16: Do you use the Early Learning Coalition website (<https://elcnwf.org>)?**

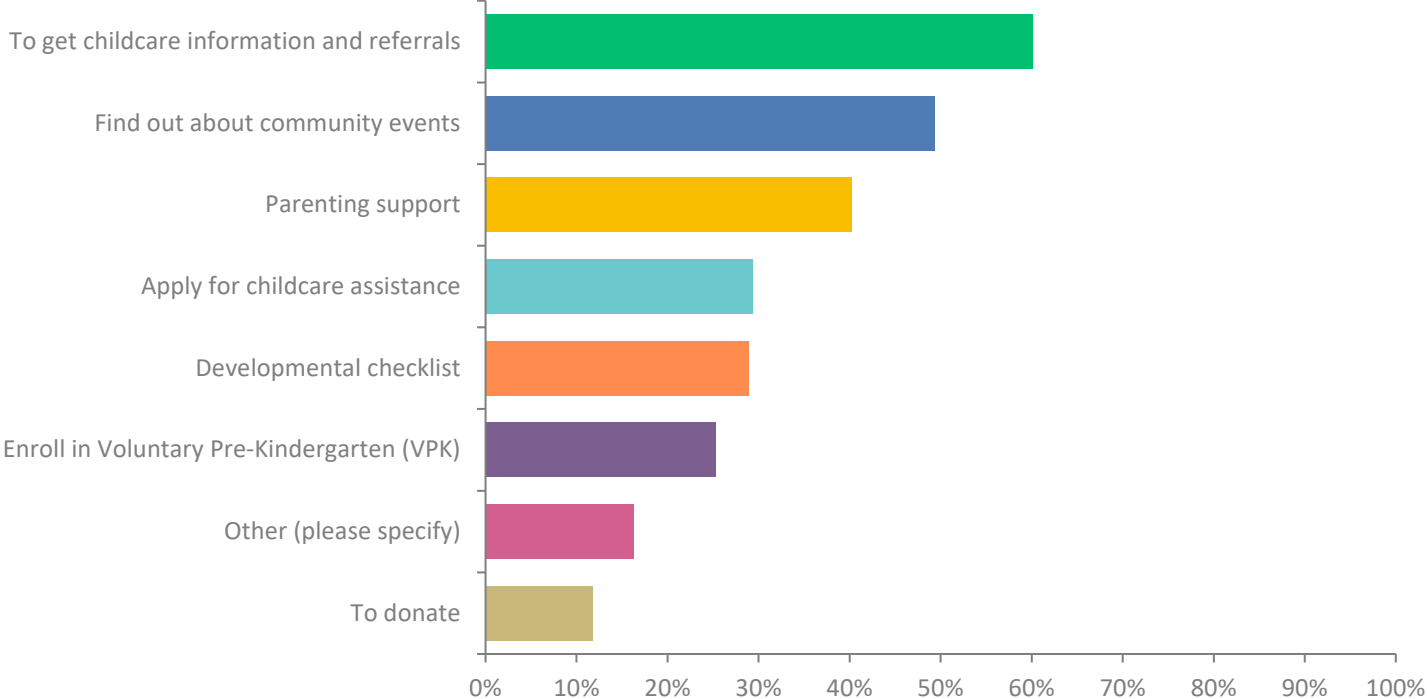


**Q16: Do you use the Early Learning Coalition website (<https://elcnwf.org>)?**

ANSWER CHOICES	RESPONSES	
Yes	52.69%	225
No	47.31%	202
TOTAL	427	



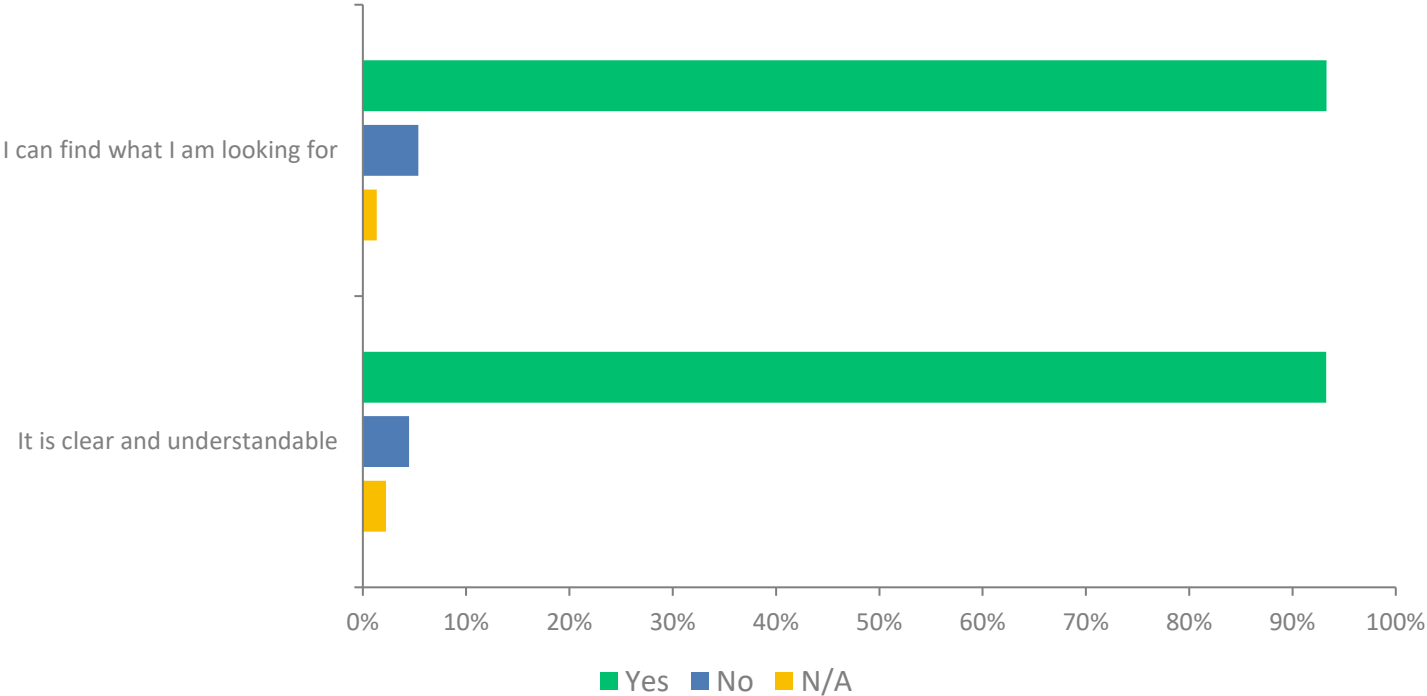
# Q17: For what purpose do you use it?



## Q17: For what purpose do you use it?

ANSWER CHOICES	RESPONSES	
To get childcare information and referrals	60.18%	133
Find out about community events	49.32%	109
Parenting support	40.27%	89
Apply for childcare assistance	29.41%	65
Developmental checklist	28.96%	64
Enroll in Voluntary Pre-Kindergarten (VPK)	25.34%	56
Other (please specify)	16.29%	36
To donate	11.76%	26
TOTAL		578

# Q.18 When you use the website



## Q18: When you use the website:

	YES	NO	N/A	TOTAL	WEIGHTED AVERAGE
I can find what I am looking for	93.30% 209	5.36% 12	1.34% 3	224	1.05
It is clear and understandable	93.27% 208	4.48% 10	2.24% 5	223	1.05

# Q21: Would you like to receive our monthly family e-newsletter?

ANSWER CHOICES	RESPONSES
Yes	100% 183
TOTAL	183